



ClassNK-PEERLESS **MODELER**

ClassNK-PEERLESS **VIEWER**

Upgrade News 2017.2

The ownership of this product belongs to Nippon Kaiji Kyokai ("ClassNK").

The copyright of this product as well as this documentation belongs to Armonicos Co., Ltd.

This product and documentation can be used only under management of a registrant based on the software licensing agreement of this product.

No copy, duplication, reproduction of part or all of this product and the documentation shall be made without the consent of Armonicos Co., Ltd.

The contents indicated by the specification of this product and the documentation may be changed without a prior notice.

All company names and product names in this product and documentation are trademarks or registered trademarks of their respective companies.

20171101

Contents


1. ClassNK-PEERLESS Modeler	3
1.1. Important Changes	3
1.2. New Features	3
1.3. Improvements	4
1.4. Bug Fixes	5
2. ClassNK-PEERLESS Viewer	6
3. Installation Notes	7
3.1. Important Changes	7
3.2. Version Compatibility	7
3.3. Upgrade Notes	7
3.4. Using Viewer	7

1. ClassNK-PEERLESS Modeler

1.1. Important Changes

From this release, the keyboard and mouse operations related to VIEW operation have been changed.

★ Changing the size of the paint brush when selecting point clouds.



Before : 「Ctrl」 + 「Mouse Wheel」

After : 「Alt」 + 「Mouse Wheel」

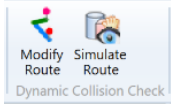

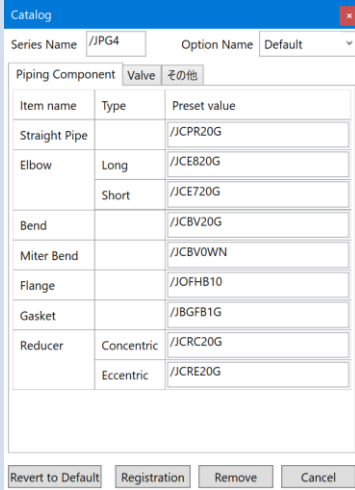

1.2. New Features

This software release contains the following new features.

Category	Description	Armo ID
Pipe / Extend Pipes	Released the function to automatically extend selected straight pipe and create piping. With this function, it is possible to create multiple pipes at once.	1631
Pipe / Separate Pipes	Create intersection curves between Sketch plane and geometry.	1267
View / Walk Through	Released the function to switch the view operation when displaying the perspective. Supported mode: Perspective Mode Walk-through mode (supported this time)	1608

1.3. Improvements

This software release contains the following improvements to existing functionality.

Category	Description	Armo ID
Dynamic Collision	Divided into two commands.	1742
Check / Modify Route, Simulate Route	Function to set route Function to check the interference by moving the shape along the route.	
		
Export / AVEVA	Prepared a dialog to set the AVEVA catalog. Press the red arrow below:	1599
		
	The setting dialog will be displayed. Input the AVEVA catalog information in the dialog.	
		
Layout / Manual	Made it possible to manually move the multiple point clouds.	1697
Pipe /	Output as a group for each feature.	1629
Auto Recognition	The output accuracy can be changed when outputting a spline surface.	
Tree / 3D Annotation	Made it possible to display 3D notes on the tree. This allows to display/hide 3D notes individually.	1745
		

1.4. Bug Fixes


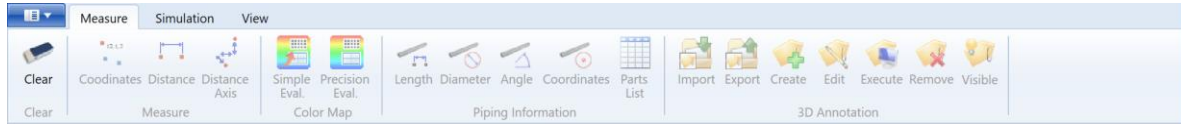
This software release contains the following bug fixes.

Category	Description	Armo ID
Collision Check / Interference	Solved the trouble in which the display of the manipulator becomes larger. Occurrence situation: In the perspective state	1339
Export / IGES	Solved the trouble in which the output of some shapes becomes unusual. Occurrence situation: When IGES 143 is selected in the export option.	1410
Plane / Unite	Solved the trouble of forcibly squaring.	735
etc	Modified the small bug.	

2. ClassNK-PEERLESS Viewer

Starting from this release, multiple execution is supported.

In addition, due to Modeler's enhancement, functions are increasing.



3. Installation Notes

3.1. Important Changes

From this version, Modeler's installer is divided into two.

- Modeler module
- Data Input/Output function

By doing this, updates can be done by executing only the necessary part of the installer.

3.2. Version Compatibility

Before installing this version, be sure to note the following warning regarding the compatibility.

- This version can open and work with PEERLESS project file data created in versions 2017.1 and before. However, there is no guarantee concerning PEERLESS project file data created in versions 2017.2 and later.

3.3. Upgrade Notes

- When the latest version is installed in the same environment where an older version is installed, the software will be upgraded.
- If you have modified the data base in a previous ClassNK-PEERLESS' version, then you have to update them manually in the latest version.

3.4. Using Viewer

- Viewer can be used among affiliated companies. Distribute the Viewer's installer as necessary.
- Review the license agreement before continuing with the installation of the Viewer.