



ClassNK-PEERLESS **MODELER**

ClassNK-PEERLESS **VIEWER**

Upgrade News 2018.2

The ownership of this product belongs to Nippon Kaiji Kyokai ("ClassNK").

The copyright of this product as well as this documentation belongs to Armonicos Co., Ltd.

This product and documentation can be used only under management of a registrant based on the software licensing agreement of this product.

No copy, duplication, reproduction of part or all of this product and the documentation shall be made without the consent of Armonicos Co., Ltd.

The contents indicated by the specification of this product and the documentation may be changed without a prior notice.

All company names and product names in this product and documentation are trademarks or registered trademarks of their respective companies.

20181101

Contents

1. ClassNK-PEERLESS Modeler	3
1.1. Important Changes	3
1.2. New Features	3
1.3. Improvements	4
1.4. Bug Fixes	5
2. ClassNK-PEERLESS Viewer	6
3. Installation Notes	7
3.1. Important Changes	7
3.2. Version Compatibility	7
3.3. Upgrade Notes	7
3.4. Using Viewer	7

1. ClassNK-PEERLESS Modeler

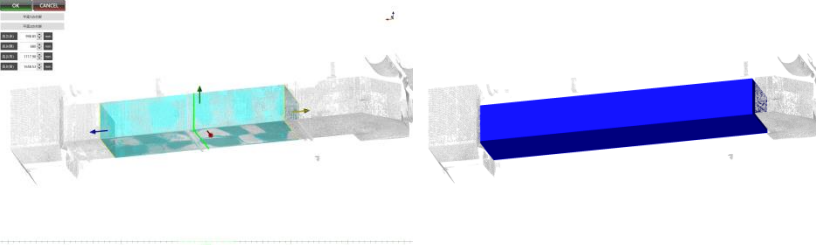

1.1. Important Changes

Before installing this version, be sure to note the following warning regarding the compatibility.

- Project files, PCS files, and feature files created in 2018.2 cannot be loaded in the past version (2018.1 or lower).

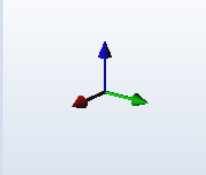
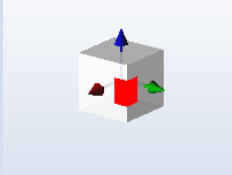
1.2. New Features

This software release contains the following new features.

Category	Description	Armo ID
Modeling / Box / 2 Planes	Create a Box from two plane (Point Cloud). Used to create a duct.	
		
Modeling / Join / Rectangle - Rectangle	Concatenate ducts of different sizes.	
View / Point Cloud / Normal	Use the normal vector to set the color of the Point Cloud.	
		
Measurement / Information / Property	Output information on selected element to Output Pane..	
Tree Operation	The following tree manipulation function has been released. <ul style="list-style-type: none"> • Change Group Name 	

1.3. Improvements

This software release contains the following improvements to the existing functionality.

Category	Description	Armo ID
Import / Point Cloud	E57 file import has been released	
Export / Shape	In the feature file, "plane feature", "extrude feature" corresponded.	
System Setting	You can change view operation settings.	
View / Setting	The setting value can be saved / loaded.	
View / View Direction	New view direction added.	
View (Compass)	Add new control.	
	<div style="display: flex; justify-content: space-around; align-items: center;"> <div style="text-align: center;">  <p>Normal</p> </div> <div style="text-align: center;">  <p>Near Mouse Cursor</p> </div> </div>	
Move Feature	<p>You can now specify the rotation center when moving features.</p> <ul style="list-style-type: none"> ▪ Primitive ▪ Object ▪ Piping Parts ▪ Polygon Mesh 	
Stairs	<p>The option for stair creation was added.</p> <p>Added a function to estimate direction and angle from the state of the point cloud.</p>	

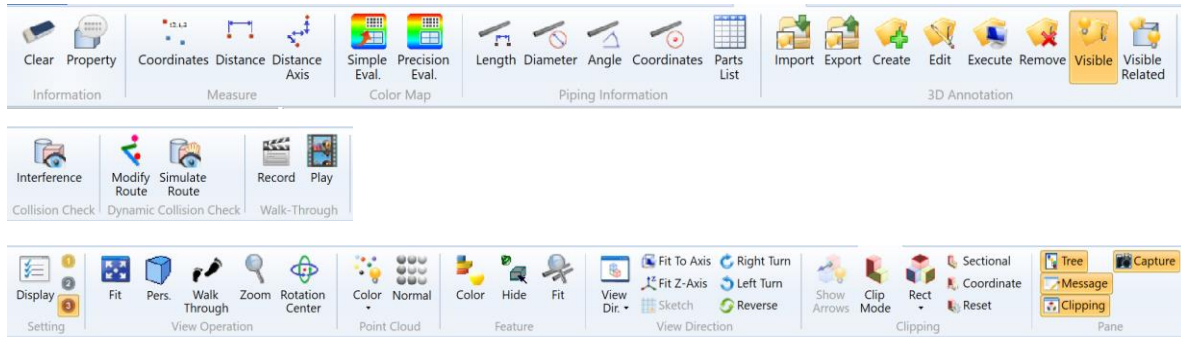
1.4. Bug Fixes

This software release contains the following bug fixes.

Category	Description	Armo ID
Others	Resolved other minor bugs.	

2. ClassNK-PEERLESS Viewer

In addition, due to Modeler's enhancement, functions are increasing.



3. Installation Notes

3.1. Important Changes

N/A

3.2. Version Compatibility

Before installing this version, be sure to note the following warning regarding the compatibility.

- This version can open and work with PEERLESS project file data created in versions 2018.1 and before.
- **Project files, PCS files, and feature files created in 2018.2 can not be loaded in the past version (2018.1 or lower).**

3.3. Upgrade Notes

- When the latest version is installed in the same environment where an older version is installed, the software will be upgraded.
- If you have modified the data base in a previous ClassNK-PEERLESS' version, then you have to update them manually in the latest version.

3.4. Using Viewer

- Viewer can be used among affiliated companies. Distribute the Viewer's installer as necessary.
- Review the license agreement before continuing with the installation of the Viewer.